

RAVAS Scale Server

Installation Guide

Version: 2.1.9

May 2020

Table of Contents

About This Guide	4
Document Conventions	4
Online Information	5
RAVAS RDC/RIS Forum	5
System Requirements	6
Hardware Requirements:	6
Software Requirements	6
Installing the Software	7
Activating the Software License.....	11
Errors	13
Invalid Activation Key.....	13
License Already Activated	14
No Internet Connection.....	14

About This Guide

This guide provides installation instructions for the RAVAS Scale Server (RSS). The RAVAS Scale Server is the software that hosts the different software modules of RAVAS Europe BV. Depending on the entered license activation key the RAVAS Scale Server will activate the licensed module(s).

Document Conventions

Important:

If you want to upgrade the product, you must use the instructions for upgrading the RAVAS Scale Server. The instructions in this guide do not cover upgrades, so following the instructions in this guide for upgrades would have unpredictable results.

Convention	Description
Bold	Identifies elements on a screen.
ThinFont	Identifies values one needs to enter during installation, like for example the location where to install the software.
UPPERCASE	Identifies keyboard keys.
<i>Italic</i>	Identifies variables for which you must enter a value.
Monospace font	Identifies messages displayed by the system.
{ }	Indicates a set of choices from which you must choose one. Type only the information inside the curly braces. Do not type the {} symbols
	Separates two mutually exclusive choices in a syntax line. Type one of these choices. Do not type the symbol.
[]	Indicates one or more options. Type only the information inside the square brackets. Do not type the [] symbols.

...

Indicates that you can type multiple options of the same type.
Type only the information/ Do not type the ellipsis (...).

Online Information

RAVAS RDC/RIS Forum

You can find Frequently Asked Questions, Manuals and Videos Material and even the possibility to report Incidents & Bugs, see <http://www.esense-it.nl/forums/forumdisplay.php?fid=1>

System Requirements

This section describes the Hard- and software requirements for the RAVAS Scale Server.

Hardware Requirements:

- RAM: 200 MB
- Diskspace: 250 MB
- Processor: minimum Pentium 2 266 MHz-processor

IMPORTANT: De computer on which the RAVAS Scale Server will be installed must be configured with a **static IP-address**.

Software Requirements

- Windows 10 (8u51 en hoger)
- Windows 8.x (desktop)
- Windows 7 SP1
- Windows Vista SP2
- Windows Server 2008 R2 SP1 (64-bits)
- Windows Server 2012 and 2012 R2 (64-bits)
- Windows Server 2016, 2019 (64-bits)
- Browsers: Internet Explorer 9 and higher, Firefox

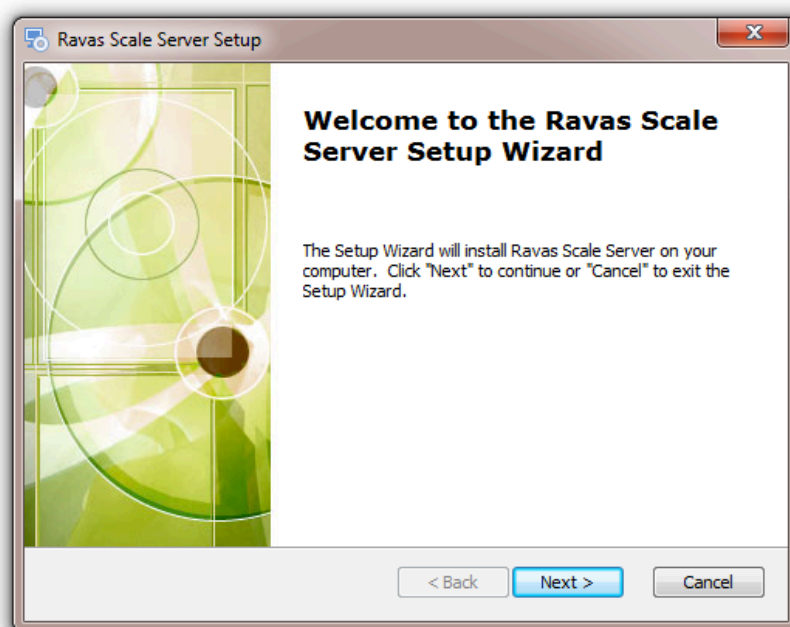
Installing the Software

The RAVAS Scale Server is installed using an installer. The installer is named RSSInstaller-2.1.9.exe.

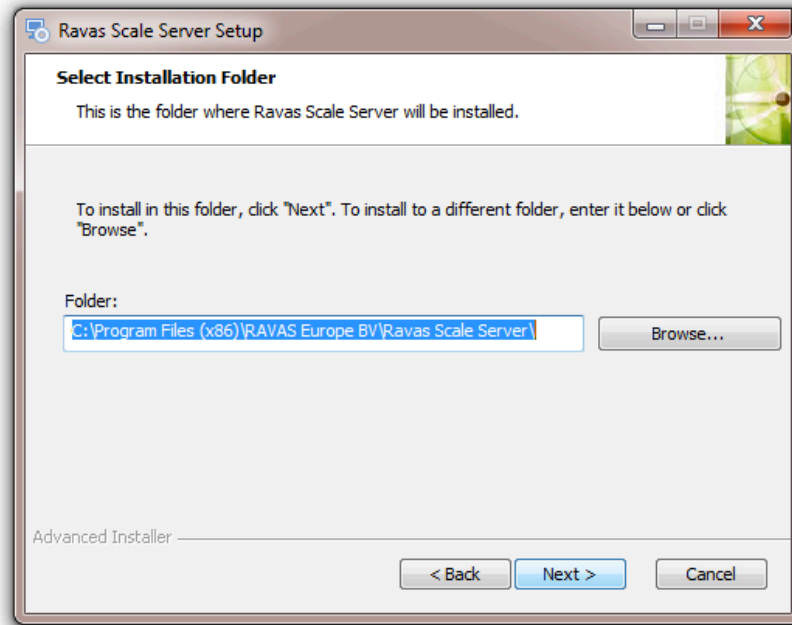
The RAVAS Scale Server will be installed as a service and will start automatically when the installation has completed.

Before the installer is launched, make sure that the system requirements are met, see “System Requirements” on page 6.

Double click on the RSSInstaller-2.1.9.exe

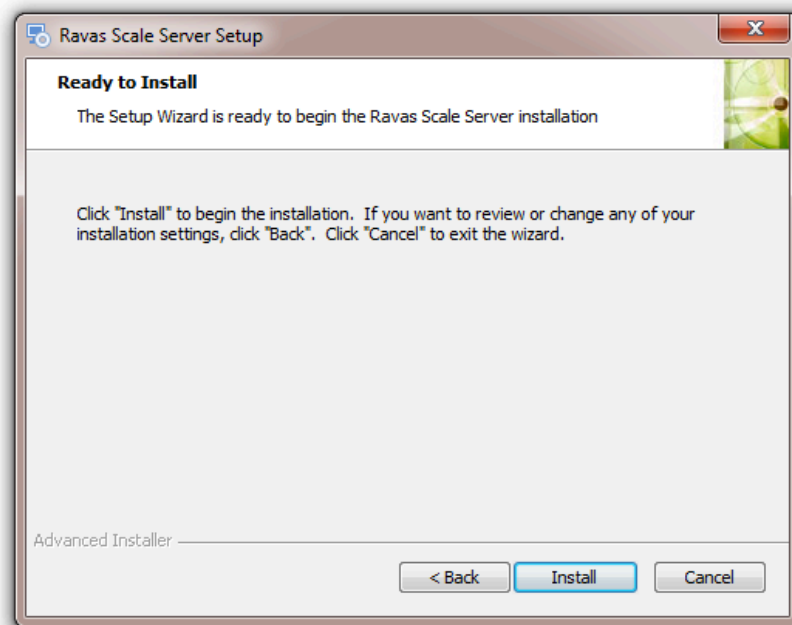


Click NEXT to start the installation.

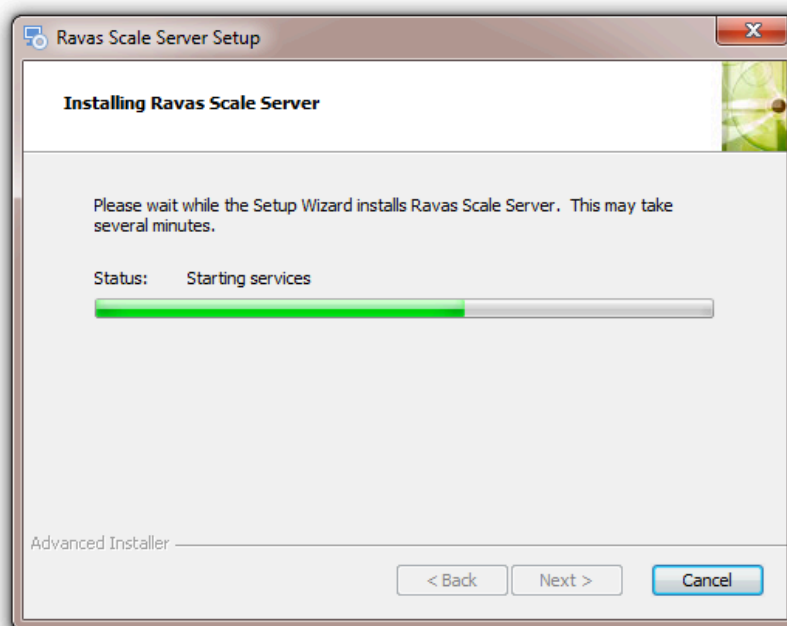


Enter the **Folder** where the RSS will be installed. The default location is C:\Program Files (x86)\RAVAS Europe BV\Ravas Scale Server\

Click NEXT.



Start the installation by clicking on INSTALL.



The **Status** bar indicates the progress of the installation. The installation will normally last one or two minutes.

When the installation is completed the following screen is shown.



Click FINISH

The installation is completed and has launched the Ravas Scale Server service, see Figure 1.

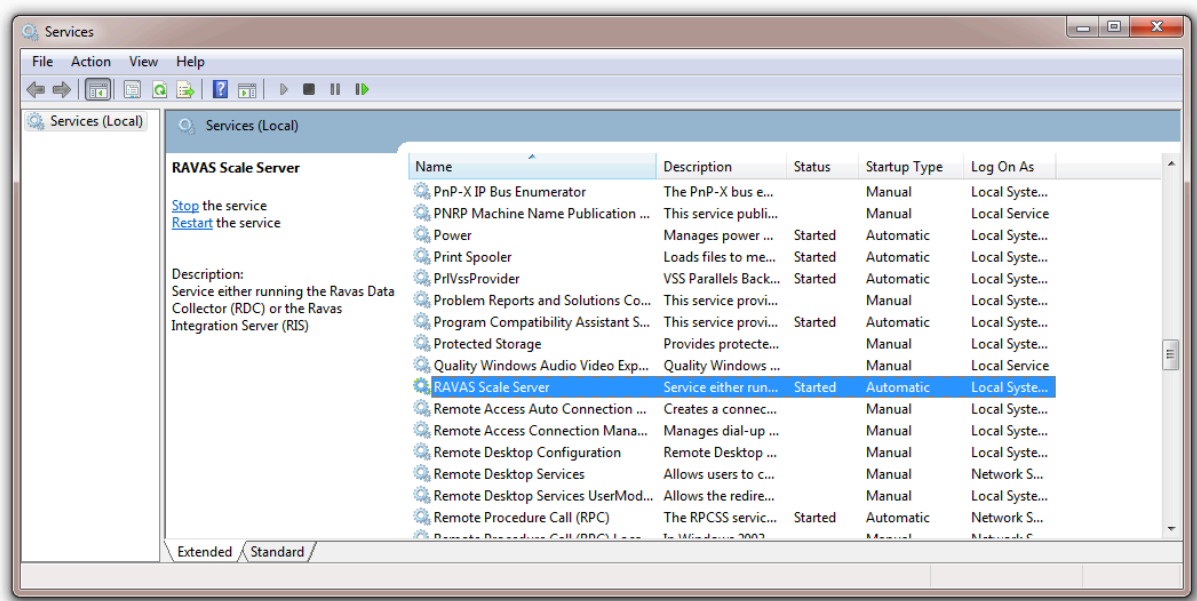
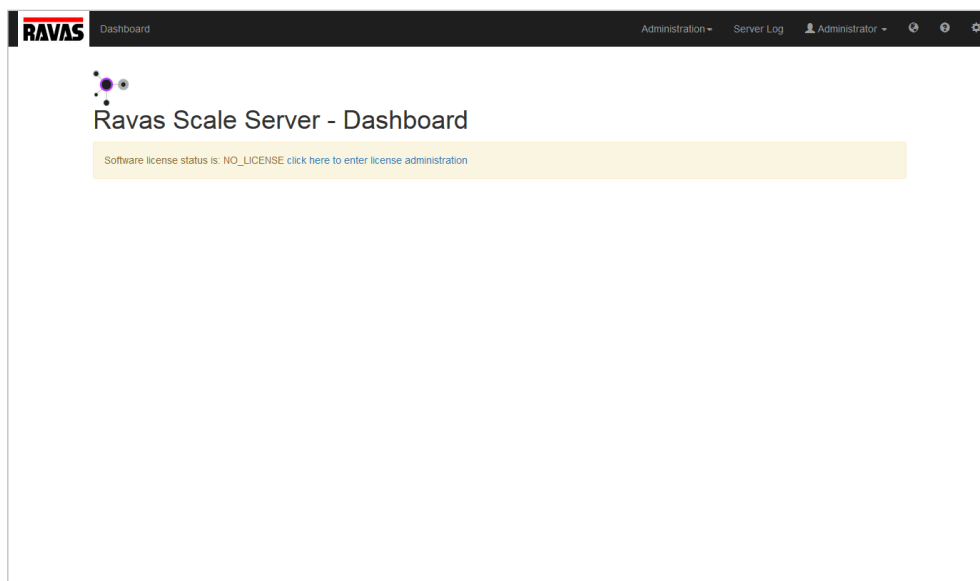


Figure 1 RAVAS Scale Server service

Activating the Software License

You are now able to login using the following link: <http://server-ip-address:4444/login> in a browser. You can log in with the following credentials:

- **Username** : Administrator
- **Password** : manage



The dashboard is automatically displayed and indicates the status of the license. At this stage it will indicate “Software license status is: NO_LICENSE click here to enter license administration”. By clicking on the link the page is loaded for entering the license information.

RAVAS Dashboard Administration - Server Log Administrator

Activate License

Licensed Company
Enter the name of the company to which the license is registered.

License Activation Key
Enter the activation key of your software license.

Update Cancel

You should have received a license activation key from your RAVAS sales representative.

Enter the following information:

- **Licensed Company** – *your company name*
- **License Activation Key** – *the activation key*

The license activation key is contained in a file with the following naming syntax:

license number.l4j

RAVAS Dashboard Message Log File Manager Administration - Server Log Administrator

Activate License

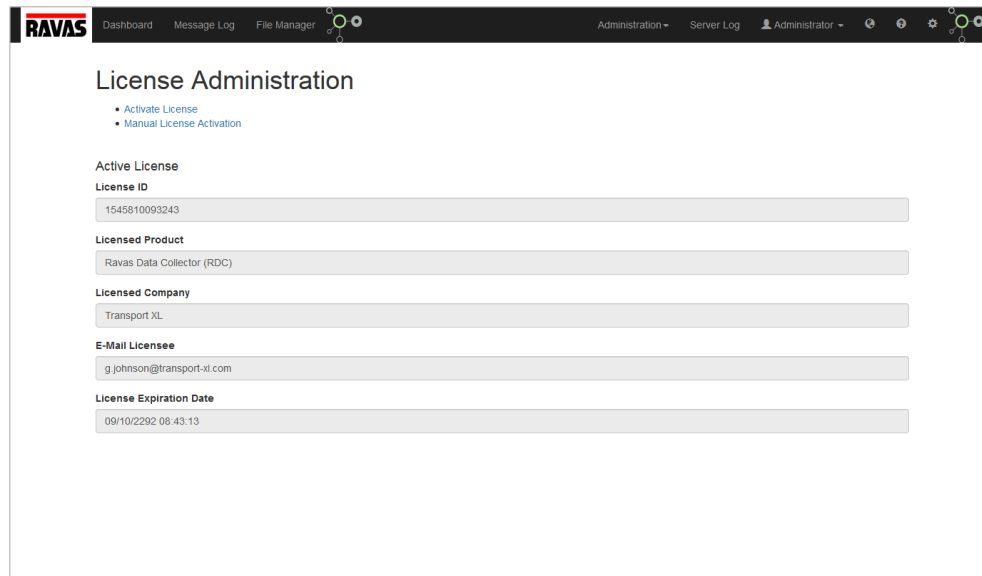
Licensed Company
Transport XL

License Activation Key
MA2QM-67BS6-BUQ4-NQLLA-LZPDW

Update Cancel

Click UPDATE

If the required license information is entered correctly a page similar to the following page is shown as a confirmation.



RAVAS Dashboard Message Log File Manager Administration Server Log Administrator

License Administration

- [Activate License](#)
- [Manual License Activation](#)

Active License

License ID
1545810093243

Licensed Product
Ravas Data Collector (RDC)

Licensed Company
Transport XL

E-Mail Licensee
g.johnson@transport-xl.com

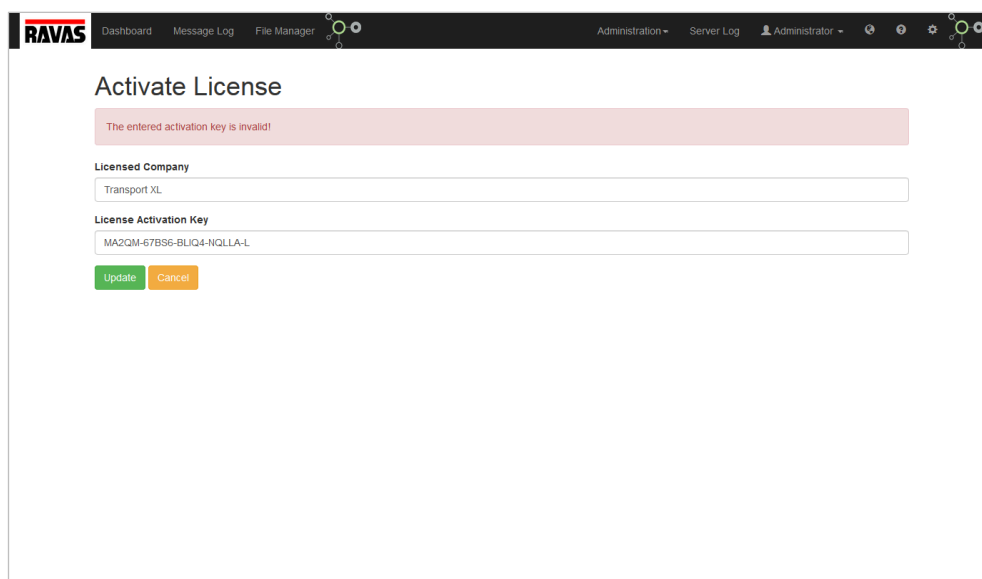
License Expiration Date
09/10/2292 08:43:13

Errors

When entering the license information errors may occur. This section shows some of the frequently occurring errors and explains what to do about it.

Invalid Activation Key

If you make a typo during the entering of the **Licensed Company** or the **License Activation Key** the following error message will be shown: “The entered activation key is invalid!”. The solution is to re-enter the **License Company** and/or the **License Activation Key** until you are successful or copy and paste them from the received email and or License-*license number*.lic file.



RAVAS Dashboard Message Log File Manager Administration Server Log Administrator

Activate License

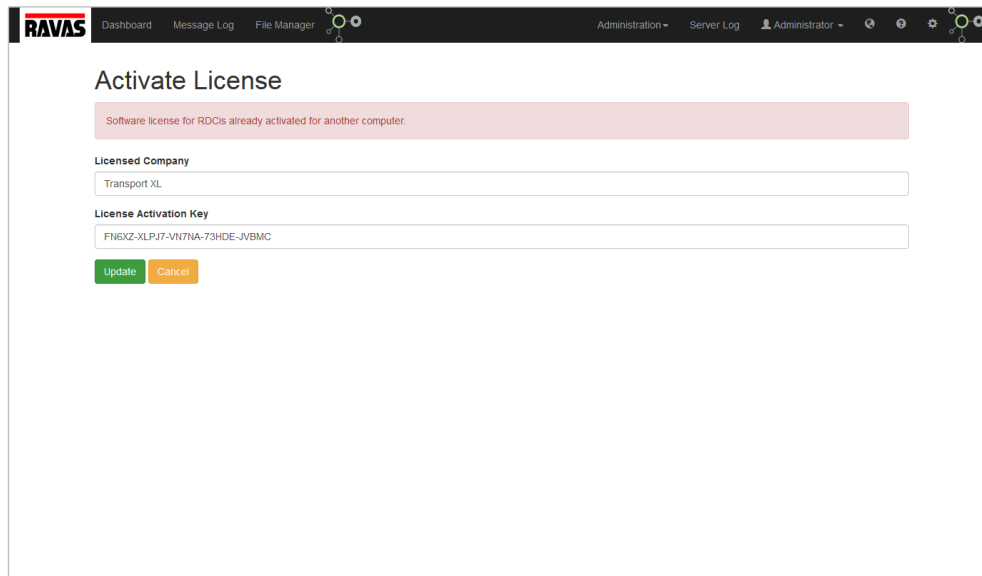
The entered activation key is invalid!

Licensed Company
Transport XL

License Activation Key
MA2QM-67BS6-BLIQ4-NQLLA-L

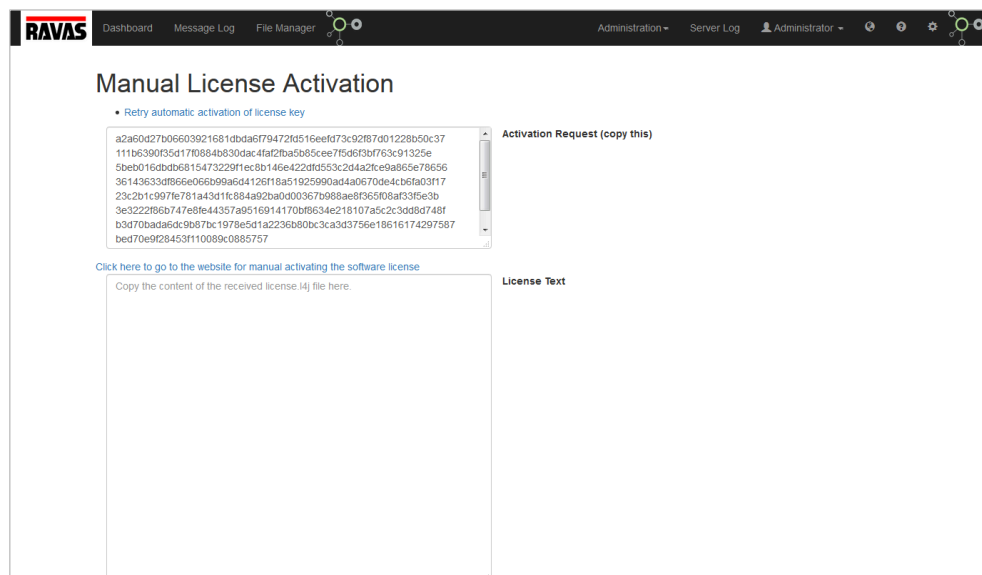
License Already Activated

If the RAVAS Scale Server (RSS) software is installed on a computer and it has been installed before. It is likely that the license is assigned to the previous installation. In that case, please contact RAVAS support to deactivate the license for this other computer, so that you can use the license on the computer on which you have installed the RAVAS Scale Server.



No Internet Connection

In the case that the computer on which the RSS is installed does not have an internet connection, the automatic activation of the license key will not work. Instead the following page is shown for manual activation of the software license.



Manual activation means that you activate the license from another computer which is having internet access. On this computer:

- Start Browser

- Type in the URL: <http://server-ip-address:4444/login>
- Click **Administration/License Management**
- Copy the content of **Activation Request (copy this)**;
- Click **CLICK HERE TO GO TO THE WEBSITE FOR MANUAL ACTIVATING THE SOFTWARE LICENSE**. On this website you must paste the copied data in the **License Activation Request Text:** field
- Click **SUBMIT**

License Activation Request Text:

```
a2e60d27b04603921681d8d6f794722f516eedf79c92f97401228b50c37
111b6390f35d17f0884b830dac4fa2fba5b85cee7f5d6f3bf763c91325e
5beb016dbdb6815473229f1ecb146e422d053c2d4a2ce9a85e78656
36143633dfe6e06b99a6d126c118a51925990a8a670de4c6f4e03217
23c2b1c997fe781a43d1fc884a92ba0d00367b988a8f365f08af33f5e3b
3e3222f96b747e0fe4357a9516914170bf9634e218107a5c2c3dd8d748f
b3d70bad6dc9b87bc1978e5d1a2236b80bc3ca3d3756e18616174297587
bed70e9f28453f110089c0885757
```

Submit

- A file is created `License.l4j`
- The content of this file needs to be copied into the **License Text** field of the RDC Manual License Activation page.

Manual License Activation

• [Retry automatic activation of license key](#)

Activation Request (copy this)

```
111b6390f35d17f0884b830dac4fa2fba5b85cee7f5d6f3bf763c91325e
5beb016dbdb6815473229f1ecb146e422d053c2d4a2ce9a85e78656
36143633dfe6e06b99a6d126c118a51925990a8a670de4c6f4e03217
23c2b1c997fe781a43d1fc884a92ba0d00367b988a8f365f08af33f5e3b
3e3222f96b747e0fe4357a9516914170bf9634e218107a5c2c3dd8d748f
b3d70bad6dc9b87bc1978e5d1a2236b80bc3ca3d3756e18616174297587
bed70e9f28453f110089c0885757
```

[Click here to go to the website for manual activating the software license](#)

License Text

```
02f3efc29af054ef5873d19450aa6a4b5126e15b373e5523428b96fcef
fb5467100fcb9e0b02d0678f828f8442d0d61d9c6de6f2a4dbb42a264a0
e078651e6e1272841ffa40215a40981c5452d03bb5587f129151a593319
31e92144af9f11c4a39ef1821679833b046ed1785b0b6c6b1fe9d1c7cd13
c8a5a9701b0d18131fefa289d27fce713d7f0c2c61107b508dc09607b2
45895d6f110091cd23e1eeeb72c78c129d739d1c9eedf0b53b7308f1703
8784f5db9b1e2959623c2679724044d3c5802ab548796c1a3016ede1960
2b9ce37a5db02897b5780094613bffe65fcb05f80e80145c3dc385cb011
4705c1afe663e8bb37b02dd4f5c3a37448c5b6cc6c980989cedb0520c3ec
b8b9dab0b0c92de9351159256b92f7f9758578faad88bbf472c154cd8f28
112f122cbf1ff68c5550bb422066dc78007547f39be22549b4d11765621
bffc831c6b802b747c18c668d7ff6524bd16ed22335d84bea6040a24b246
74d02f502ea9b2016f535cee554c1354f55f53b23870db6bb33c73f2022
3aaa15c982ac204c0a0cadd08070c5aaa5481ff1b177e0d47b7f1baec
0f2a8f1ad7bc8f2f1a3194ae7944442777b0ebc5eb0b60a6831738e2
c668dbff5ac1895ac1d7015baecb08a5bac6d2061731940c967e67979db
01e2a185185610a2a0fc5ebbb3e1486412dd97745be4a916a3d9559460
50b5f374debd247f365be5c0314e52dd83197d362bb112ec764d610b9
6b2d9ffec77d146f282841ddc64554608422ae677c9694068f50a279d
0846f7b254a7a3301778a92dd49c0ba221d99219d9add041316f0c7f06
d0fb5cca91831187d578a5ad4fb6a6adedb749c237e2944
```

- Click **UPDATE**

Dashboard
Message Log
File Manager
Administration
Server Log
Administrator

License Administration

- Activate License
- Manual License Activation

Active License

License ID

1545810093243

Licensed Product

Ravas Data Collector (RDC)

Licensed Company

Transport XL

E-Mail Licensee

g.johnson@transport-xl.com

License Expiration Date

09/10/22 02:08:43:13