

# OPERATION MANUAL RPW ST

## INDEX

page

The weighing system for the stacker

- |    |                                  |   |
|----|----------------------------------|---|
| 1. | Taking the system into operation | 2 |
| 2. | Use                              | 2 |
| 3. | Maintenance                      | 3 |

# THE WEIGHING SYSTEM FOR THE STACKER

## 1. TAKING THE SYSTEM INTO OPERATION

To activate the weighing system, turn it on using the on/off (Ⓢ) button on the terminal.

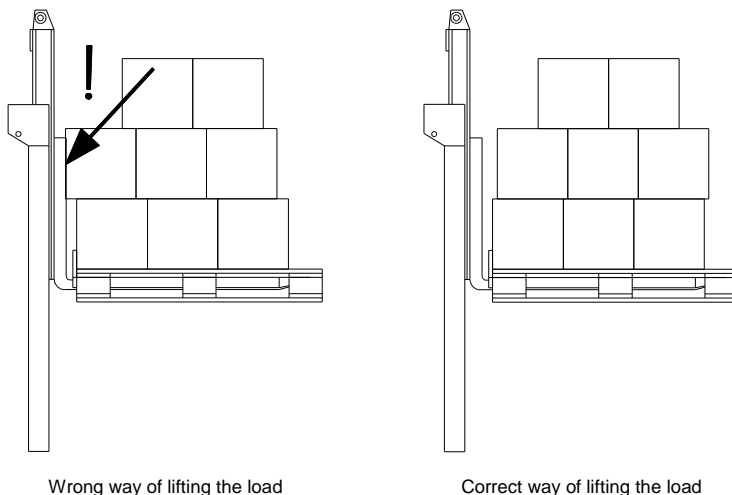
After 3 to 5 minutes the electronics and load cells have reached the operational temperature. Before this, inaccuracies of up to ca. 0.3% may occur.

It is recommended not to lift loads before the zero-point correction has been executed.

## 2. USE

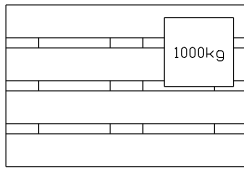
The indicator's power is supplied by the truck's battery. When the voltage of the battery becomes too low, a message will be shown and the indicator switches off automatically.

The weight must be lifted freely: the weight may not touch parts of the mast or other pallets:

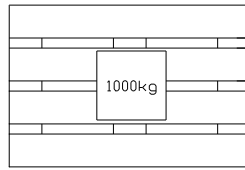


The accuracy of the weighing system diminishes with circa 0.1% per degree starting from a tilted position of 2°. This effect also occurs with pits/potholes in the floor. An even floor is optimal.

The most accurate weighing result is obtained when the centre of gravity of the load is placed between the forks. With a non-centric loading, the forks will torque and bend. This may result in a higher inaccuracy. With legal for trade versions, the level control will switch off the indicator with a non-centric loading or a tilted position that influences the weighing accuracy.



Non-optimal placement of the load



Optimal placement of the load

Temperature range: between -10 and +40°C the maximum inaccuracy is 0.1% of the weighed load. Outside this range inaccuracies up to 0.3% may occur.

Fast temperature changes must be avoided because it can cause condensation in the electronics. During acclimatisation the weighing system must be switched off.

### 3. MAINTENANCE

From time to time, every weighing system has to be calibrated. Yearly maintenance of the weighing system is recommended. We strongly recommend that approved weighing systems should be calibrated yearly, by a certified institution.

Maintenance guidelines for a standard stacker also apply to the mechanical parts of the mobile weighing system. From experience we know that the integrated weighing system still functions when the mechanical parts are damaged by overloading.

Main guidelines:

- The electronics may only be cleansed with a moist cloth. Chemical cleansers and high pressure cleansing will cause damage.
- Gathering dust between the parts of the system can negatively influence the accuracy. Therefore, the system should be checked and cleaned regularly. Do not use high pressure cleansing.
- Only specialists may undertake any welding. This is to avoid damage to electronics and load cells.